

■ **Features**

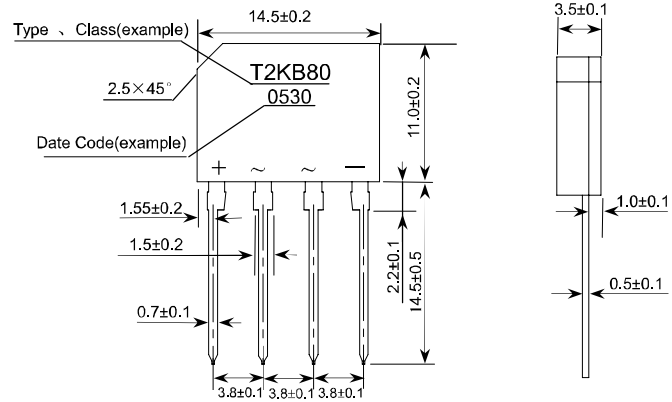
- I_o 2.0A
- V_{RRM} 200V~1000V
- Glass passivated chip
- High surge forward current capability
- Small size

■ **Applications**

- General purpose 1 phase Bridge rectifier applications

Outline Dimensions and Mark

Unit: mm



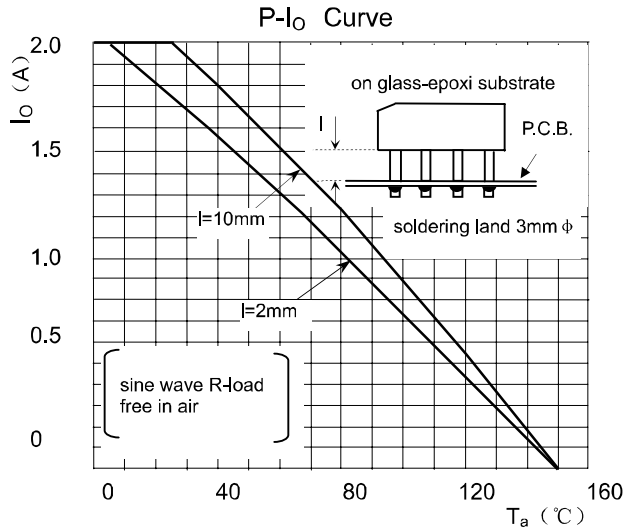
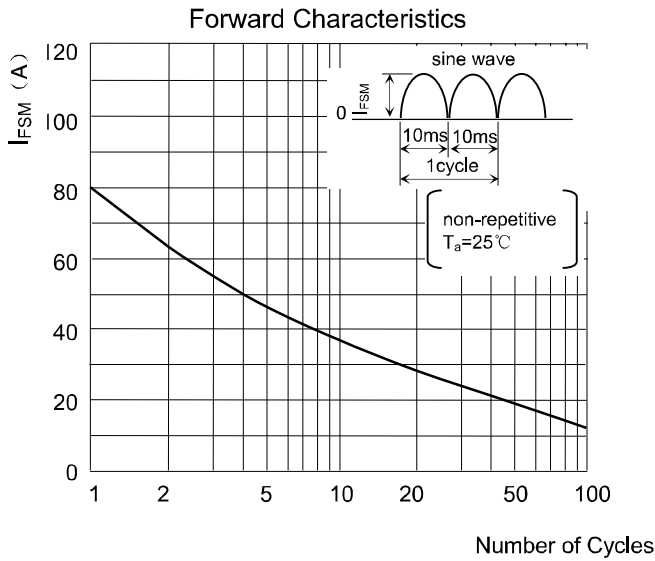
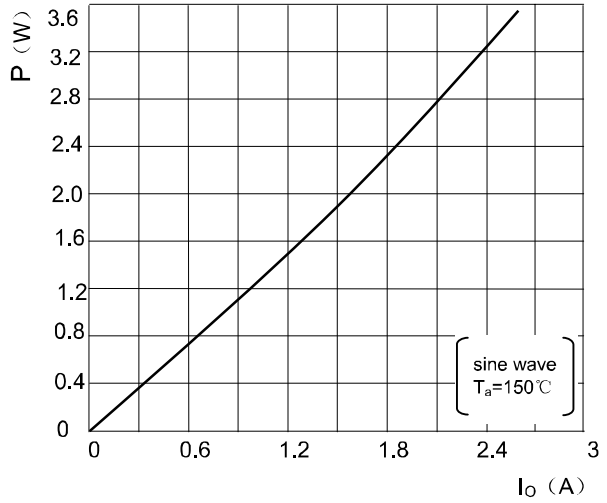
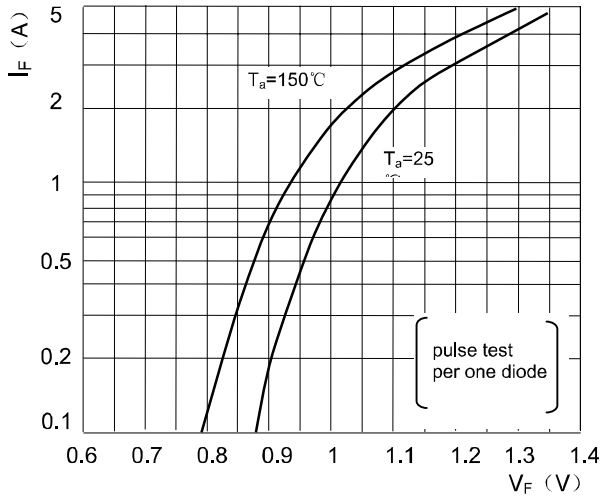
■ **Limiting Values (Absolute Maximum Rating)**

Item	Symbol	Unit	Conditions	T2KB20	T2KB40	T2KB60	T2KB80	T2KB100
Storage Temperature	T_{stg}	°C		-40 ~ +150				
Junction Temperature	T_j	°C		+150				
Repetitive Peak Reverse Voltage	V_{RRM}	V		200	400	600	800	1000
Average Rectified Output Current	I_o	A	50Hz sine wave, R-load, $T_a=25^\circ\text{C}$	2.0				
Surge(Non-repetitive)Forward Current	I_{FSM}	A	50Hz sine wave, 1 cycle, $T_a=25^\circ\text{C}$	80				
Current Squared Time	I^2t	A^2s	$1\text{ms} \leq t < 8.3\text{ms}$ $T_j=25^\circ\text{C}$, Rating of per diode	27				

■ **Electrical Characteristics** ($T_a=25^\circ\text{C}$ Unless otherwise specified)

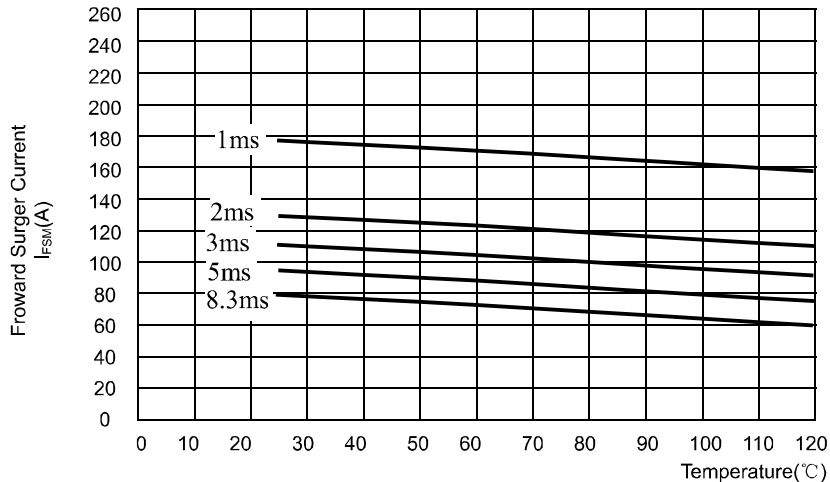
Item	Symbol	Unit	Test Condition	Max
Peak Forward Voltage	V_{FM}	V	$I_{FM}=2.0\text{A}$, Pulse measurement, Rating of per diode	1.10
Peak Reverse Current	I_{RRM1}	μA	$V_{RM}=V_{RRM}$, Pulse measurement, Rating of per diode	10
Thermal Resistance	$R_{\theta J-C}$	°C/W	Between junction and case, with heatsink	1.5
	$R_{\theta J-A}$		Between junction and ambient, without heatsink	45
	$R_{\theta J-L}$		Between junction and lead, without heatsink	8

■ **Characteristics(Typical)**



Surge Forward Current Capability

IO-Ta Curve



Maximum Non-Repetitive Peak Forward Surge Current