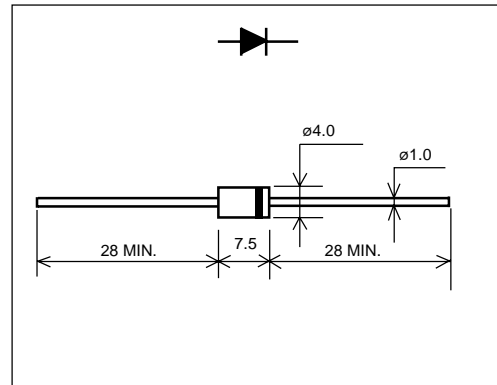


# ERC30 (1.5A)

( 100 to 200V / 1.5A )

## FAST RECOVERY DIODE

### ■ Outline drawings, mm



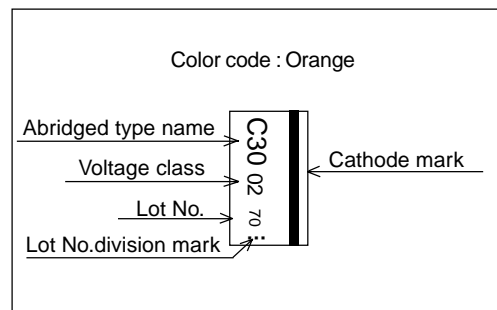
### ■ Features

- Super high speed switching
- Low  $V_F$  in turn on
- High reliability

### ■ Applications

- High speed switching

### ■ Marking



### ■ Maximum ratings and characteristics

- Absolute maximum ratings

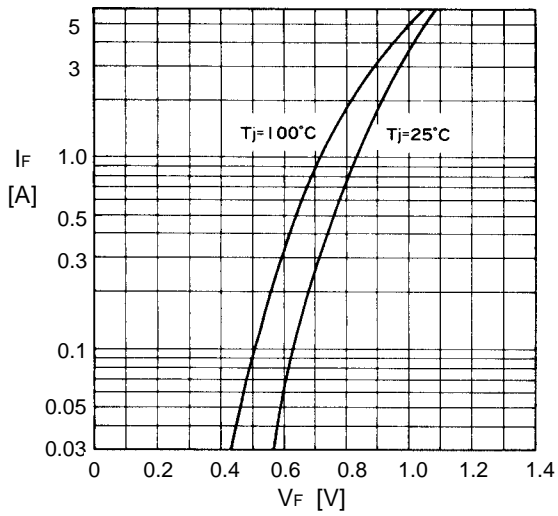
Item	Symbol	Conditions	Rating		Unit
			-01	-02	
Repetitive peak reverse voltage	$V_{RRM}$		100	200	V
Non-repetitive peak reverse voltage	$V_{RSM}$		100	200	V
Average forward current	$I_{F(AV)}$	Resistive load ( $T_a = 40^\circ\text{C}$ )	1.5		A
Surge current	$I_{FSM}$	Sine wave 10ms	60		A
Operating junction temperature	$T_j$		-40 to +150		$^\circ\text{C}$
Storage temperature	$T_{stg}$		-40 to +150		$^\circ\text{C}$

- Electrical characteristics ( $T_a = 25^\circ\text{C}$  Unless otherwise specified)

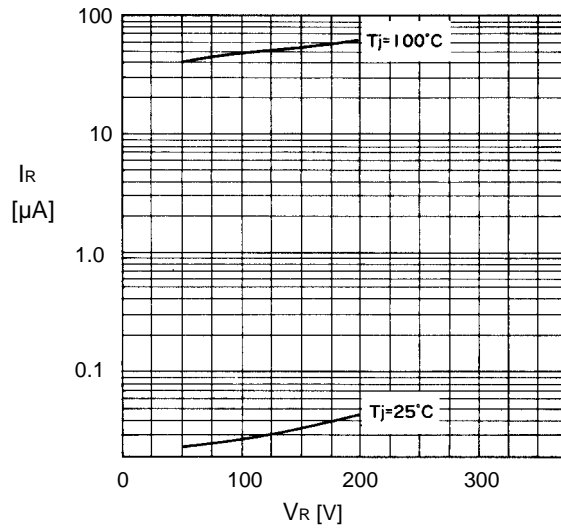
Item	Symbol	Conditions	Max.		Unit
			-01	-02	
Forward voltage drop	$V_{FM}$	$I_{FM} = 1.5\text{A}$	0.92		V
Reverse current	$I_{RRM}$	$V_R = V_{RRM}$	10	50	$\mu\text{A}$
Reverse recovery time	$t_{rr}$	$I_F = 0.1\text{A}, I_R = 0.1\text{A}$	100		ns

■ Characteristics

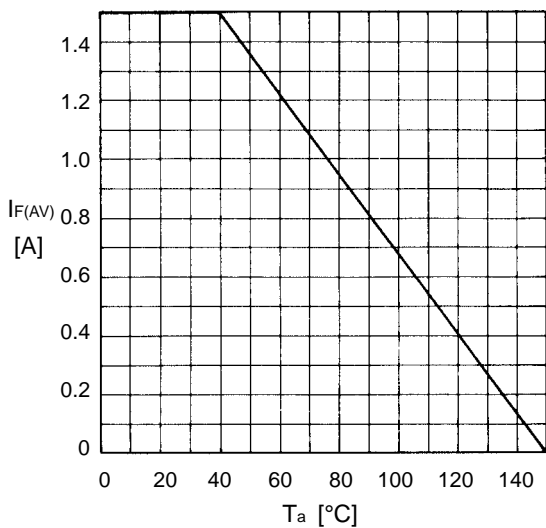
Forward characteristics



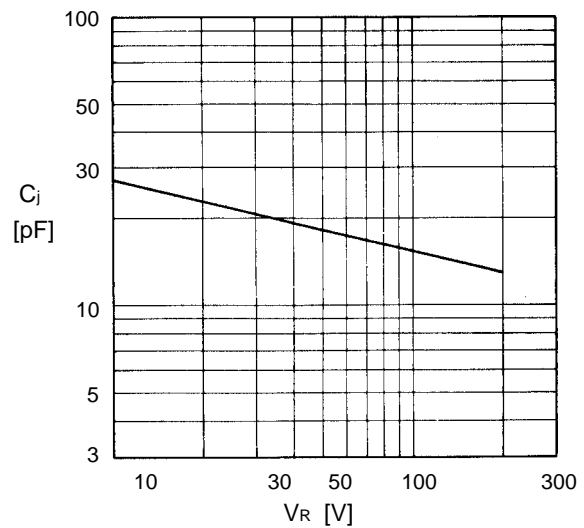
Reverse characteristics



Current derating ( $I_{F(AV)}-T_a$ )



Junction capacitance characteristics



Surge capability

