

SUL32-A

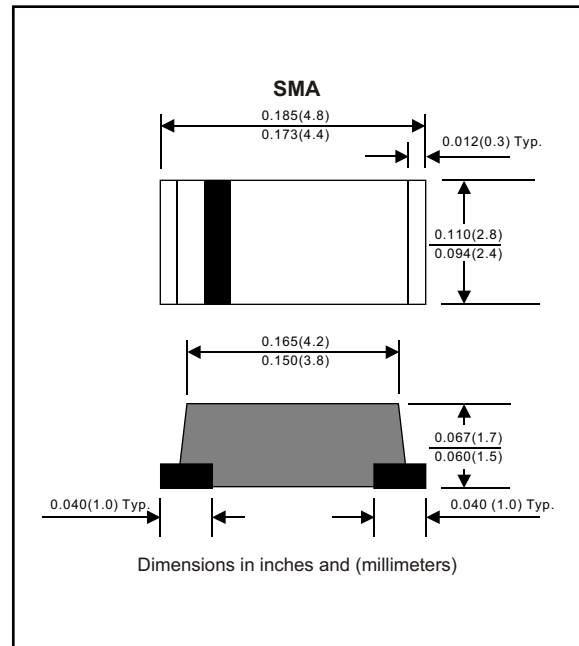
Silicon epitaxial planer type

Features

- Plastic package has Underwriters Laboratory Flammability Classification 94V-O Utilizing Flame Retardant Epoxy Molding Compound.
- For surface mounted applications.
- Exceeds environmental standards of ML-S-19500 / 228
- Low leakage current

Mechanical data

Case : Molded plastic, JEDEC DO-214AC
 Terminals : Solder plated, solderable per ML-STD-750, Method 2026
 Polarity : Indicated by cathode band
 Mounting Position : Any
 Weight : 0.0015 ounce, 0.05 gram



MAXIMUM RATINGS (AT $T_A=25^{\circ}C$ unless otherwise noted)

PARAMETER	CONDITIONS	Symbol	MIN.	TYP.	MAX.	UNIT
Forward rectified current	See Fig.2	I_O			3.0	A
Forward surge current	8.3ms single half sine-wave superimposed on rate load (JEDEC methode)	I_{FSM}			30	A
Reverse current	$V_R = V_{RRM} T_A = 25^{\circ}C$	I_R			2.0	mA
	$V_R = V_{RRM} T_A = 100^{\circ}C$				20	mA
Thermal resistance	Junction to ambient	R_{JA}		50		$^{\circ}C / w$
Diode junction capacitance	$f=1MHz$ and applied 4vDC reverse voltage	C_J		130		pF
Storage temperature		T_{STG}	-55		+150	$^{\circ}C$

SYMBOLS	MARKING CODE	V_{RRM}^{*1} (V)	V_{RMS}^{*2} (V)	V_R^{*3} (V)	V_F^{*4} (V)	Operating temperature ($^{\circ}C$)
SUL32-A	SK34	20	14	20	0.34	-55 to +125

*1 Repetitive peak reverse voltage

*2 RMS voltage

*3 Continuous reverse voltage

*4 Maximum forward voltage

RATING AND CHARACTERISTIC CURVES (SUL32-AL)

FIG.1-TYPICAL FORWARD CHARACTERISTICS

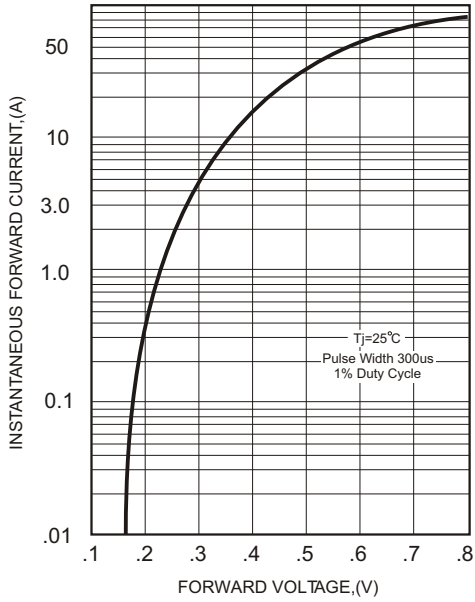


FIG.2-TYPICAL FORWARD CURRENT DERATING CURVE

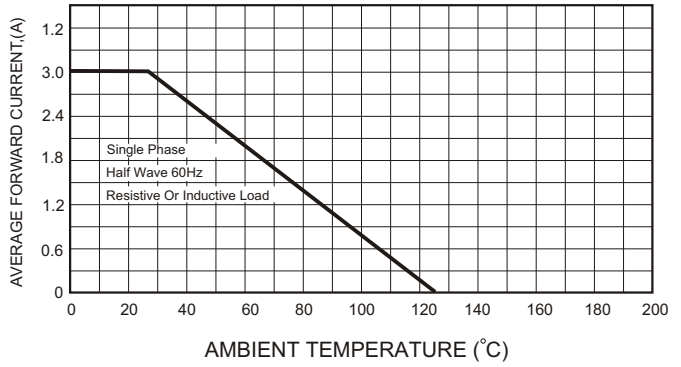


FIG.4-MAXIMUM NON-REPETITIVE FORWARD SURGE CURRENT

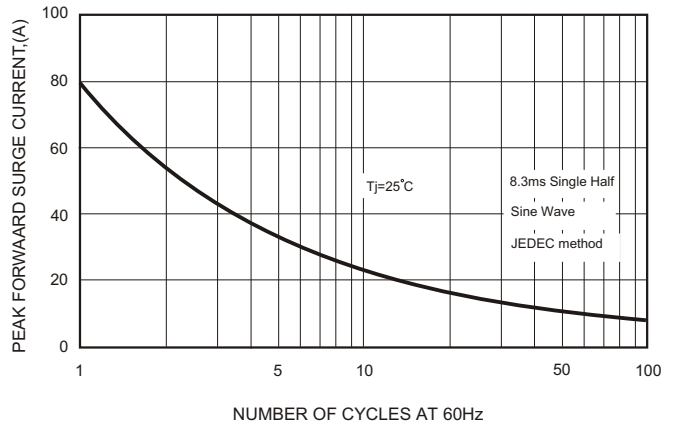


FIG.3 - TYPICAL REVERSE CHARACTERISTICS

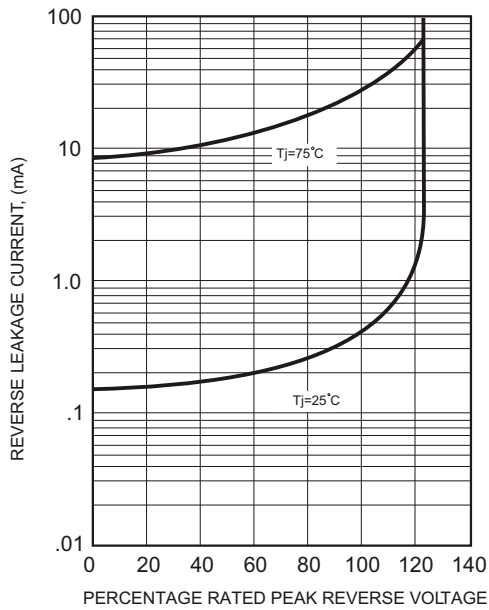


FIG.5-TYPICAL JUNCTION CAPACITANCE

