

Multilayer Ferrite Chip Beads--General Type WLCB Series

FEATURES&APPLICATIONS

- Under the same size, the multilayer chip beads produce higher impedance than plug-in beads.
- These CBG series have substantial EMI/RFI suppression by simply mounting them onto PCB.
- Suitable EIA standard in shape and dimension of chip beads; Can be mounted automatically by SMT equipments.
- Environment-friendly products, Suitable for lead-free soldering.
- Redialed noise suppression on digital product clock lines, signal lines and suppression noise on circuit.

ORDERING CODE



WLCB 1608 — 300 Ω

(1) (2) (3) (4)

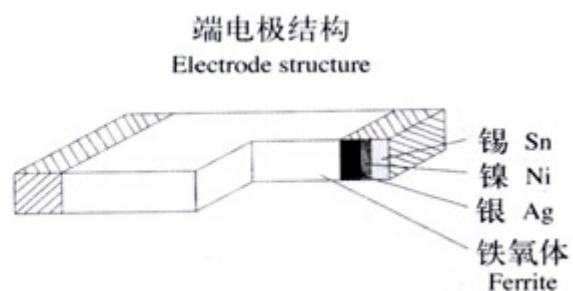
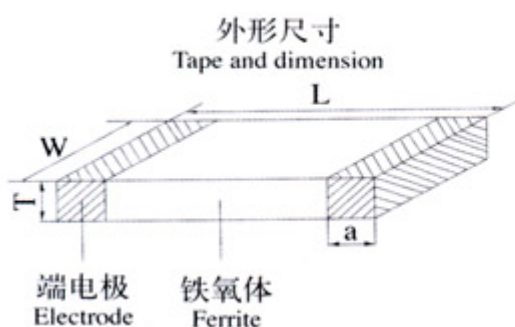
(1) Product Series

(2) Dimensions

(3) Impedance

(4) Impedance Code

SHAPE



DIMENSIONS

Dimensions code	L mm(inches)	W mm(inches)	T mm(inches)	a mm(inches)
1005 (0402)	1.0±0.15 (0.039±0.006)	0.5±0.15 (0.020±0.006)	0.5±0.15 (0.020±0.006)	0.25±0.10 (0.010±0.004)
1608 (0603)	1.6±0.15 (0.063±0.006)	0.8±0.15 (0.031±0.006)	0.8±0.15 (0.031±0.006)	0.3±0.20 (0.012±0.008)
2012 (0805)	2.0 ^{+0.3} _{-0.1} ^{+0.012} (0.079 _{-0.004})	1.25±0.2 (0.049±0.008)	0.85±0.20 (0.033±0.008)	0.4±0.2 (0.016±0.008)
			1.25±0.20 (0.049±0.008)	
3216 (1206)	3.2±0.2 (0.126±0.008)	1.60±0.2 (0.063±0.008)	0.85±0.20 (0.033±0.008)	0.5±0.3 (0.020±0.012)
3225 (1210)	3.2±0.2 (0.126±0.008)	2.5±0.2 (0.098±0.008)	1.30±0.30 (0.051±0.012)	0.5±0.3 (0.020±0.012)
4532 (1812)	4.5±0.2 (0.178±0.008)	3.2±0.2 (0.126±0.008)	1.50±0.30 (0.059±0.012)	0.5±0.3 (0.020±0.012)

ELECTRICAL CHARACTERISTICS

WLCB 1005 Type

Part Number	Z (Ω)	Test? Freq. (MHz)	Rdc (Ω) max.	Ir(mA) max.	Thickness(mm) [inch]
WLCB1005—0Ω	0	100	0.30	300	0.50±0.15 [.020±.006]
WLCB1005—10Ω	10	100	0.30	300	
WLCB1005—30Ω	30	100	0.30	300	
WLCB1005—60Ω	60	100	0.35	300	
WLCB1005—75Ω	75	100	0.35	300	
WLCB1005—120Ω	120	100	0.40	200	

WLCB1005—180Ω	180	100	0.40	200	
WLCB1005—220Ω	220	100	0.60	200	
WLCB1005—300Ω	300	100	0.60	200	
WLCB1005—470Ω	470	100	0.60	200	
WLCB1005—600Ω	600	100	0.60	200	
WLCB1005—1000Ω	1000	100	1.00	200	
WLCB1005—1500Ω	1500	100	1.50	150	
WLCB1005—1800Ω	1800	100	1.50	50	

WLCB 1608 Type

Part Number	Z (Ω)	Test Freq. (MHz)	Rdc (Ω) max.	Ir(mA) max.	Thickness(mm) [inch]
WLCB1608—0Ω	0	100	0.30	300	0.80±0.15 [.031±.006]
WLCB1608—10Ω	10	100	0.30	300	
WLCB1608—30Ω	30	100	0.30	300	
WLCB1608—60Ω	60	100	0.30	300	
WLCB1608—75Ω	75	100	0.30	300	
WLCB1608—120Ω	120	100	0.30	300	
WLCB1608—180Ω	180	100	0.30	300	
WLCB1608—220Ω	220	100	0.30	300	
WLCB1608—300Ω	300	100	0.35	300	
WLCB1608—400Ω	400	100	0.40	300	
WLCB1608—600Ω	600	100	0.45	300	
WLCB1608—1000Ω	1000	100	0.60	200	
WLCB1608—1500Ω	1500	100	0.90	100	
WLCB1608—2000Ω	2000	100	1.00	50	
WLCB1608—2200Ω	2200	100	1.00	50	

WLCB 2012 Type

Part Number	Z (Ω)	Test Freq. (MHz)	Rdc (Ω) max.	Ir(mA) max.	Thickness(mm) [inch]
WLCB2012—0 Ω	0	100	0.30	300	0.85\pm0.20 [.033\pm.008]
WLCB2012—10 Ω	10	100	0.30	300	
WLCB2012—30 Ω	30	100	0.30	300	
WLCB2012—60 Ω	60	100	0.30	300	
WLCB2012—100 Ω	100	100	0.30	300	
WLCB2012—120 Ω	120	100	0.30	300	
WLCB2012—180 Ω	180	100	0.30	300	
WLCB2012—220 Ω	220	100	0.30	300	
WLCB2012—300 Ω	300	100	0.30	300	
WLCB2012—470 Ω	470	100	0.40	300	
WLCB2012—600 Ω	600	100	0.40	300	
WLCB2012—1000 Ω	1000	100	0.45	200	
WLCB2012—1500 Ω	1500	100	0.70	100	
WLCB2012—2000 Ω	2000	100	0.90	50	
WLCB2012—2200 Ω	2200	100	0.90	50	

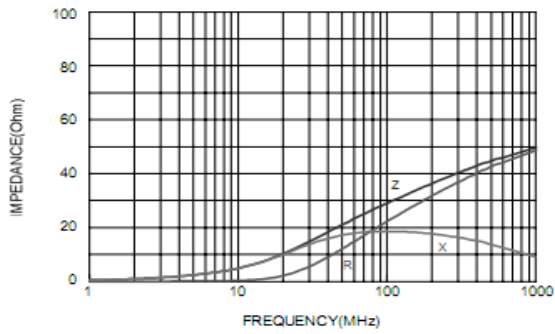
WLCB3216 Series

Part Number	Z (Ω)	Test Freq. (MHz)	Rdc (Ω) max.	Ir(mA) max.	Thickness(mm) [inch]
WLCB3216—0 Ω	0	100	0.25	300	0.85\pm0.20 [.033\pm.008]
WLCB3216—10 Ω	10	100	0.25	300	
WLCB3216—30 Ω	30	100	0.25	300	
WLCB3216—60 Ω	60	100	0.25	300	
WLCB3216—100 Ω	100	100	0.35	300	

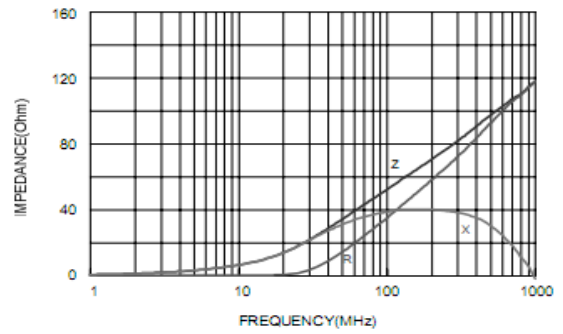
WLCB3216—120Ω	120	100	0.35	300
WLCB3216—220Ω	220	100	0.40	300
WLCB3216—300Ω	300	100	0.40	300
WLCB3216—470Ω	470	100	0.50	200
WLCB3216—600Ω	600	100	0.50	200
WLCB3216—1000Ω	1000	100	0.60	200

TYPICAL ELECTRICAL CHARACTERISTICS

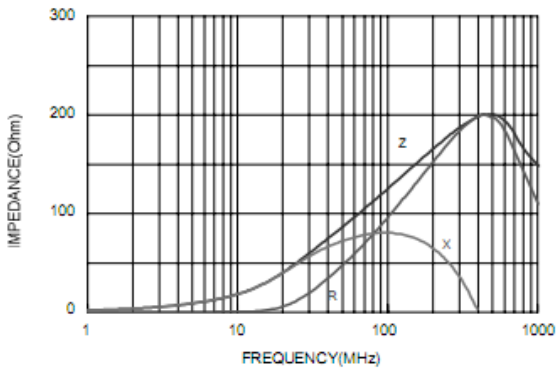
WLCB1005—30Ω



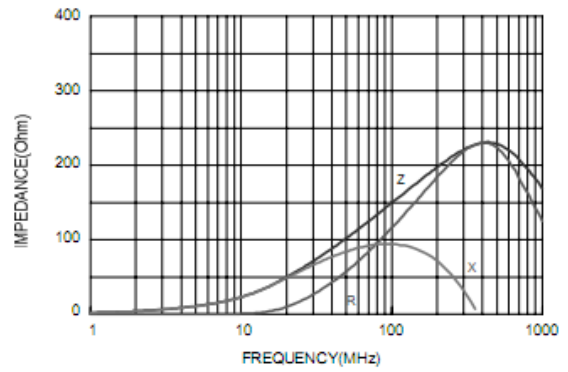
WLCB1005—60Ω



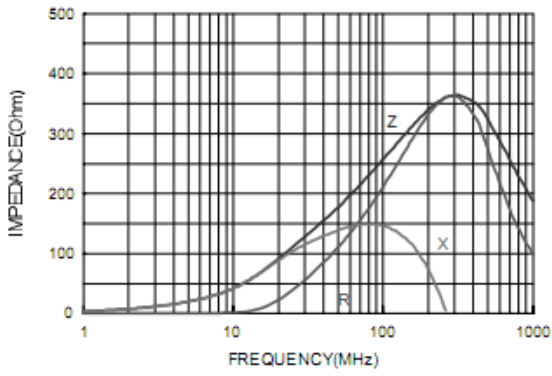
WLCB1005—120Ω



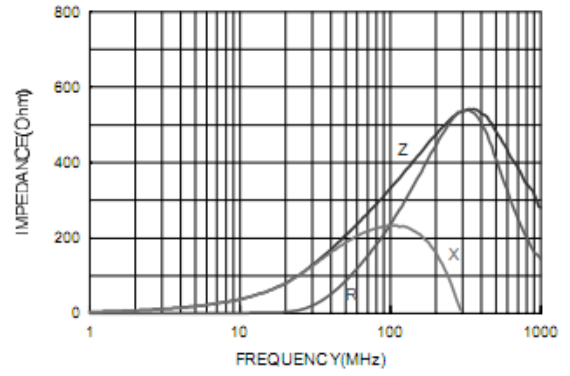
WLCB1005—150Ω



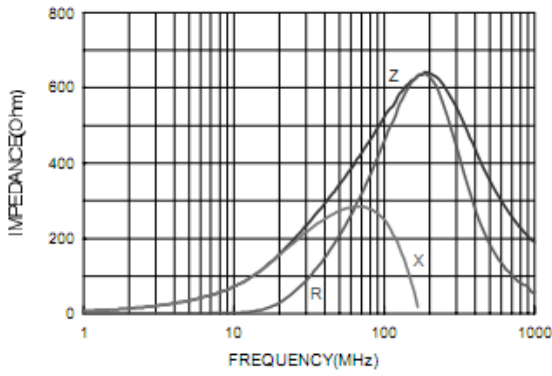
WLCB1005—220Ω



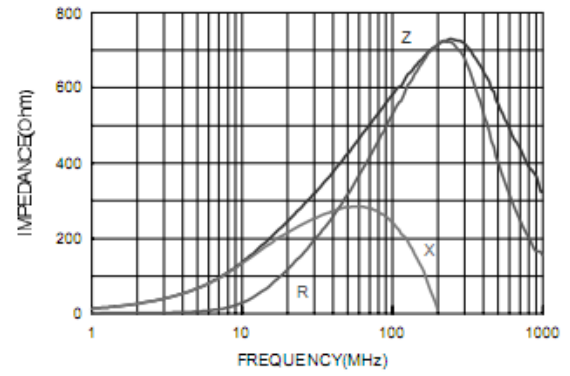
WLCB1005—300Ω



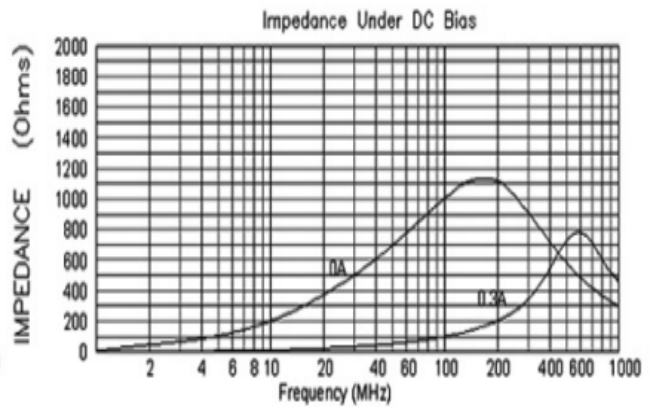
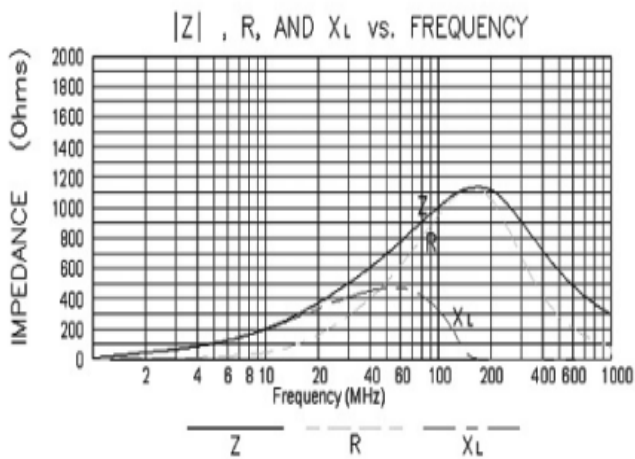
WLCB1005—470Ω



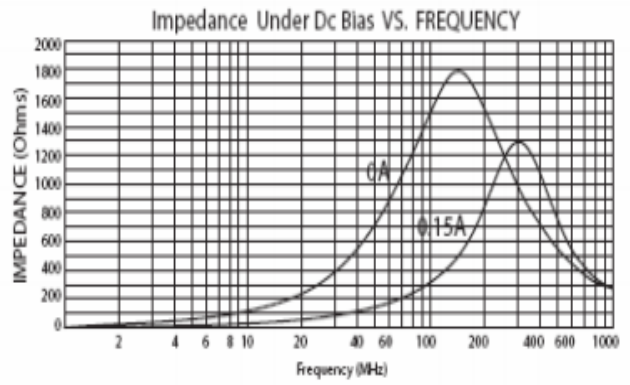
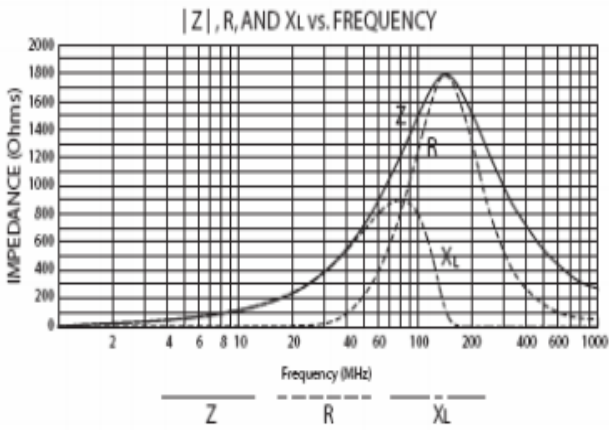
WLCB1005—600Ω



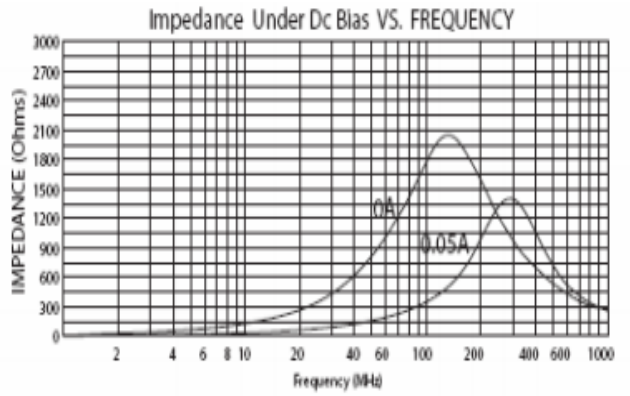
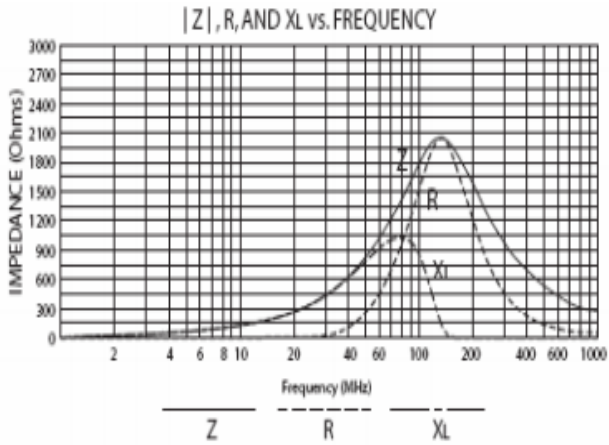
WLCB1005—1000Ω



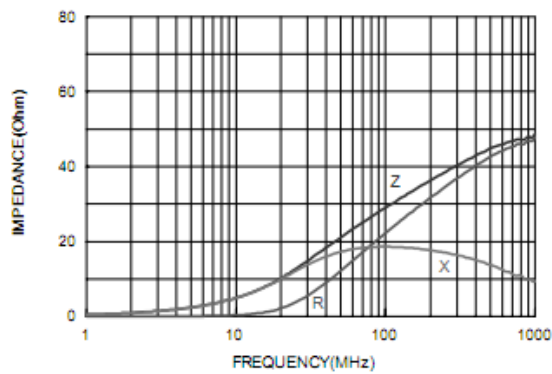
WLCB1005—1500Ω



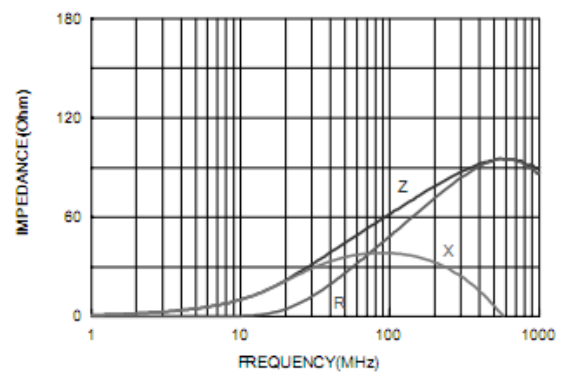
WLCB1005—1800Ω



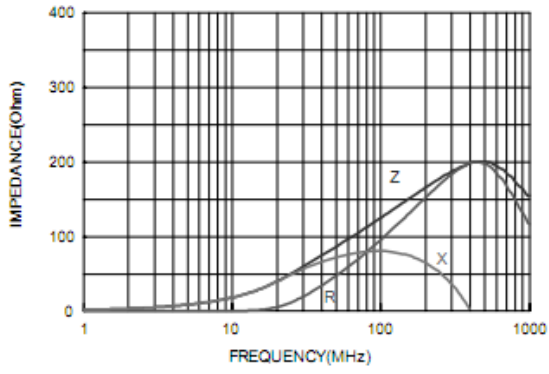
WLCB1608—30Ω



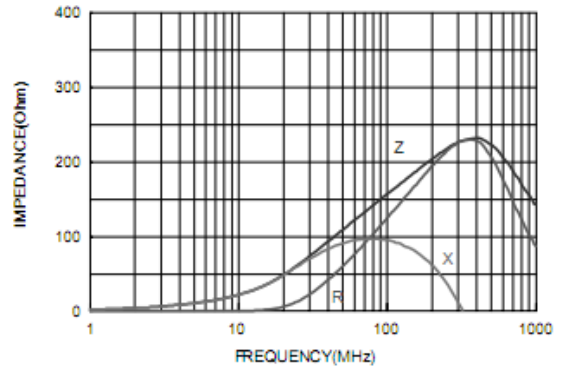
WLCB1608-60Ω



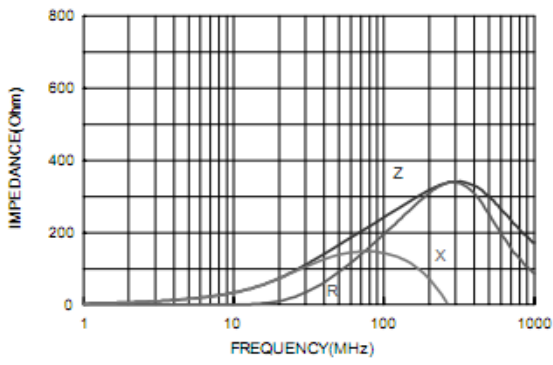
WLCB1608—120Ω



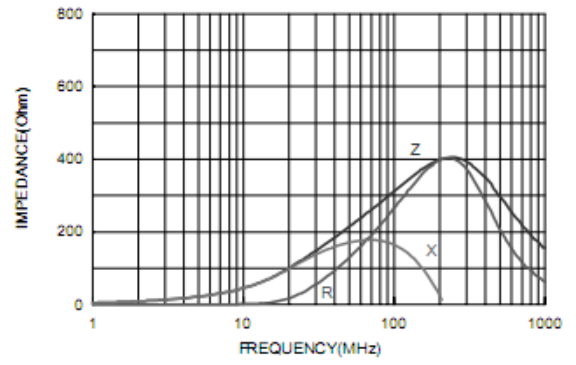
WLCB1608—150Ω



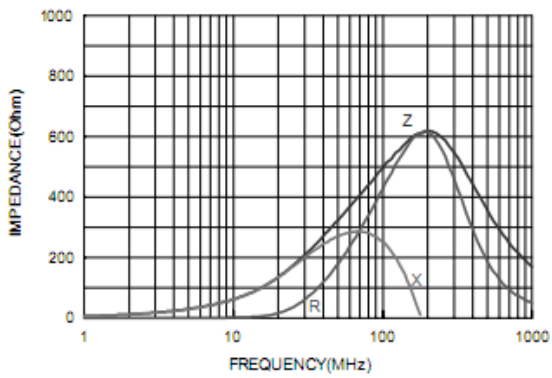
WLCB1608—220Ω



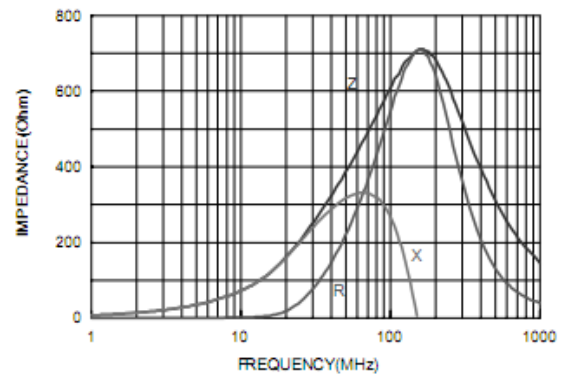
WLCB1608—300Ω



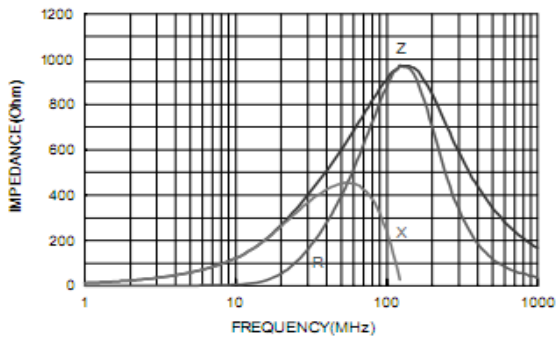
WLCB1608—470Ω



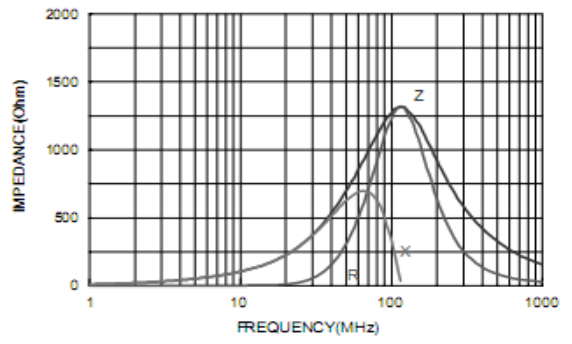
WLCB1608—600Ω



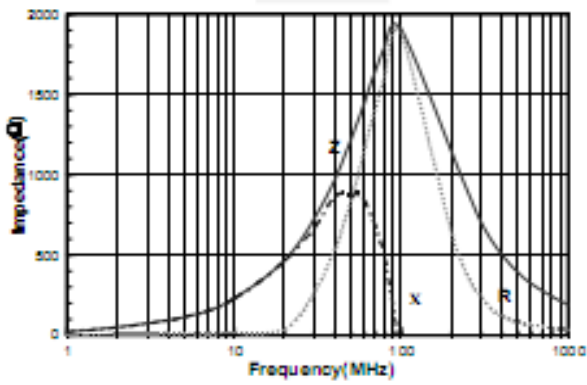
WLCB1608—1000Ω



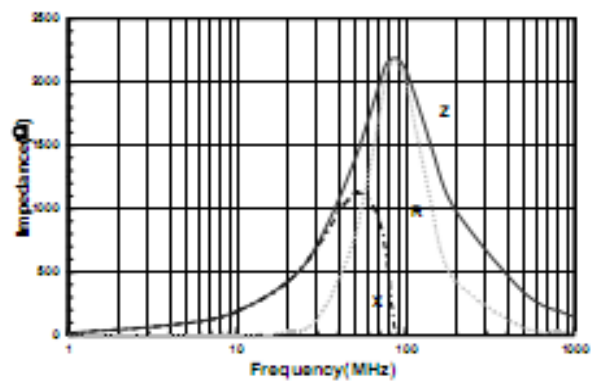
WLCB1608—1500Ω



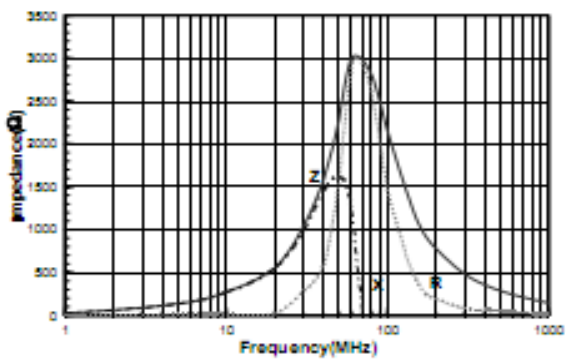
WLCB1608—1800Ω



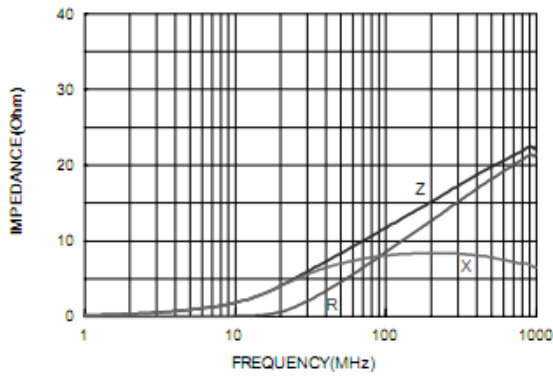
WLCB1608—2000Ω



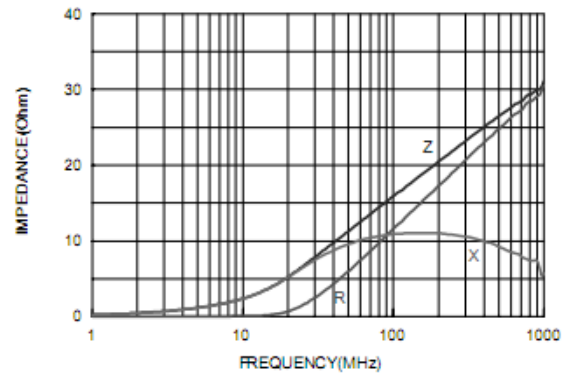
WLCB1608—2500Ω



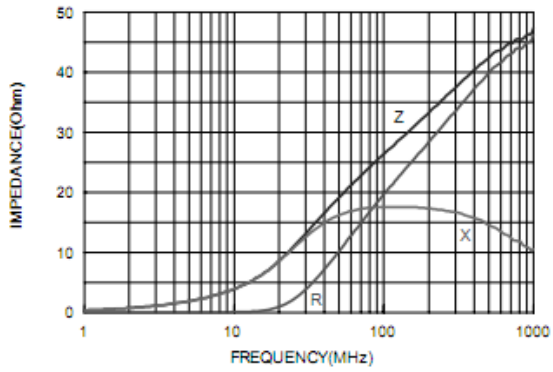
WLCB2012—0Ω



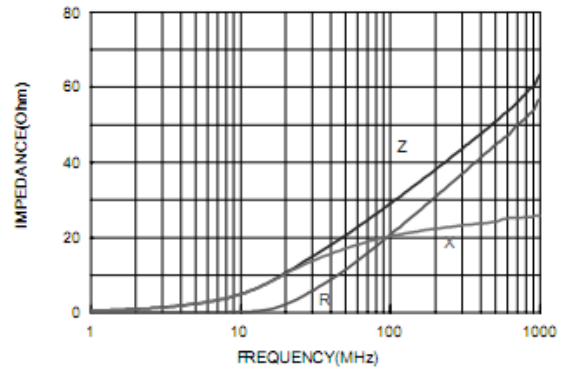
WLCB2012—10Ω



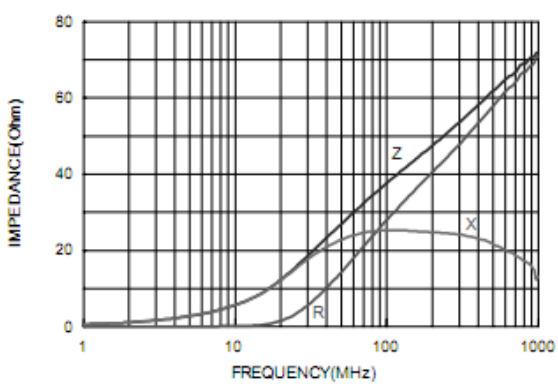
WLCB2012—260Ω



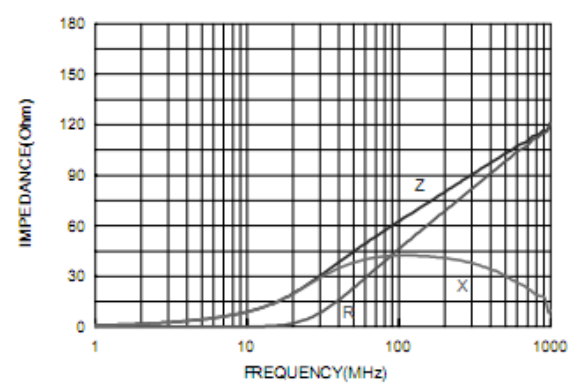
WLCB2012—30Ω



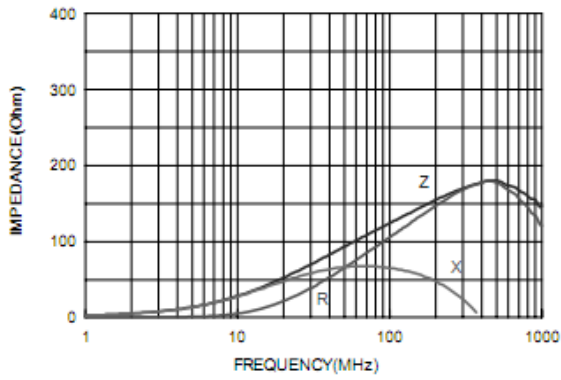
WLCB2012—40Ω



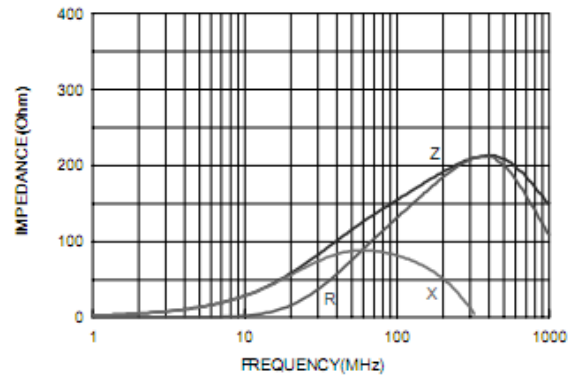
WLCB2012—60Ω



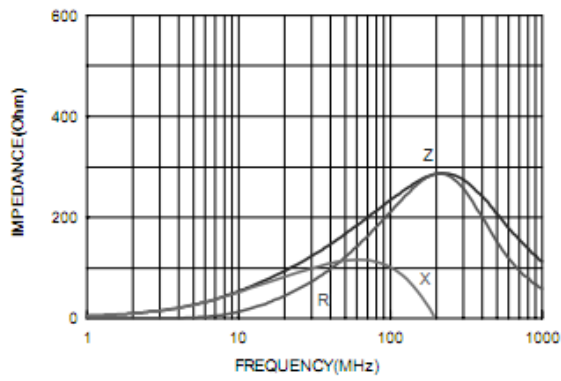
WLCB2012—120Ω



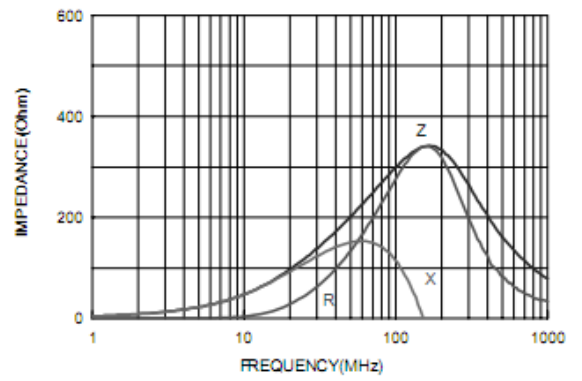
WLCB2012—150Ω



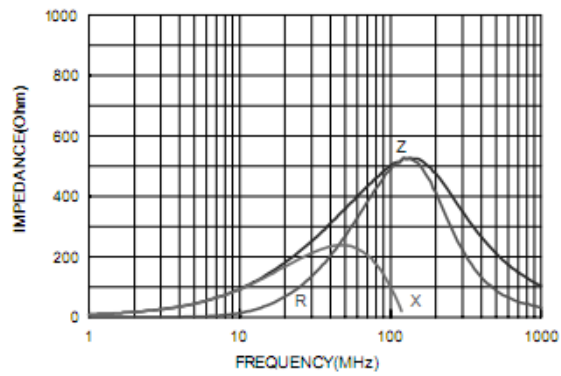
WLCB2012—220Ω



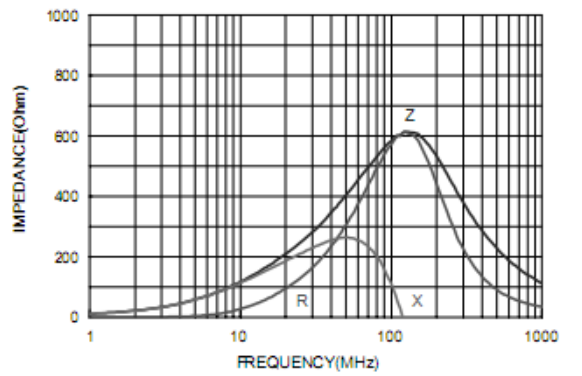
WLCB2012—300Ω



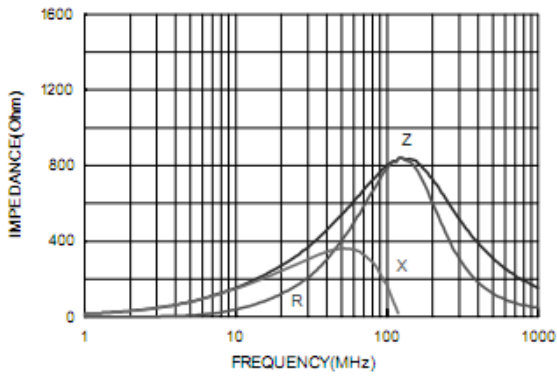
WLCB2012—470Ω



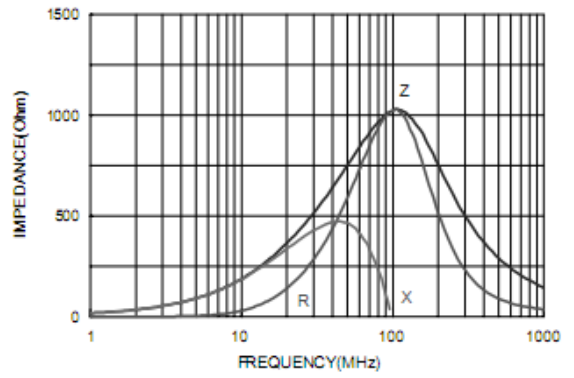
WLCB2012—600Ω



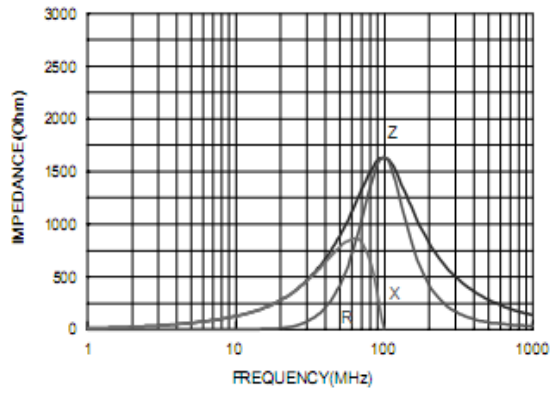
WLCB2012—800Ω



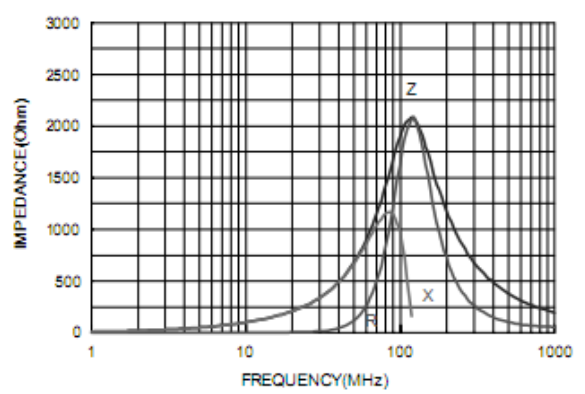
WLCB2012—1000Ω



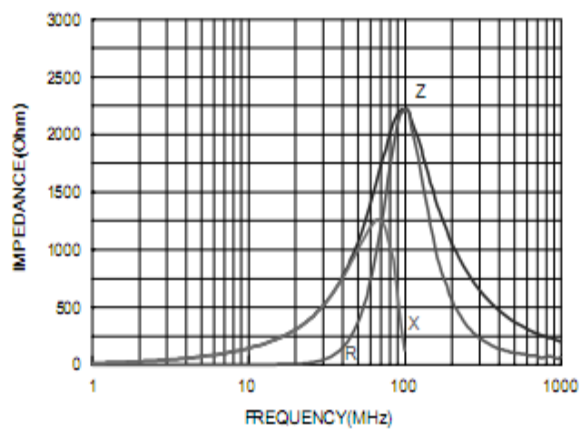
WLCB2012—1500Ω



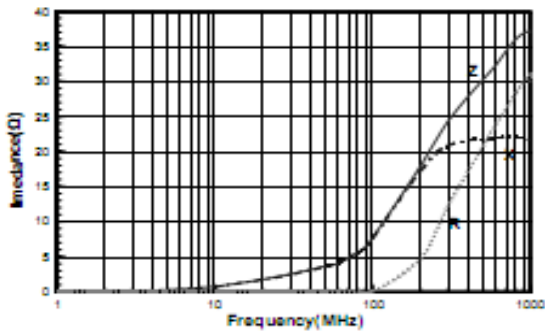
WLCB2012—2000Ω



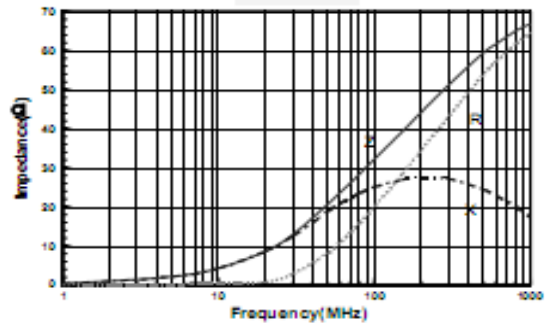
WLCB2012—2200Ω



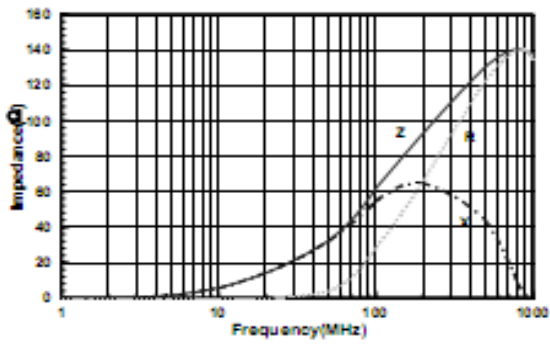
WLCB3216—0Ω



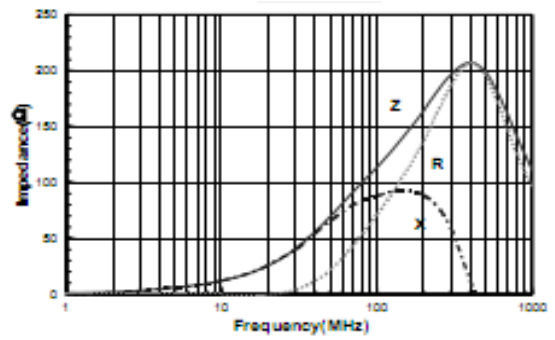
WLCB3216—30Ω



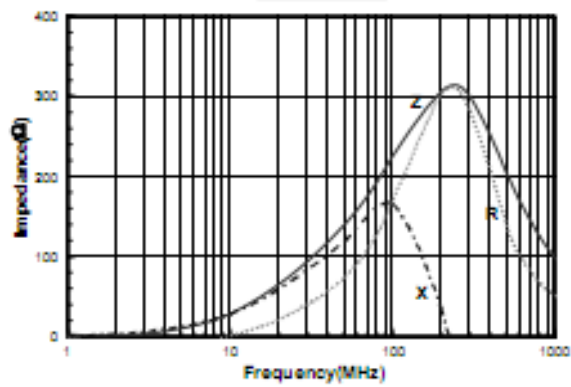
WLCB3216—60Ω



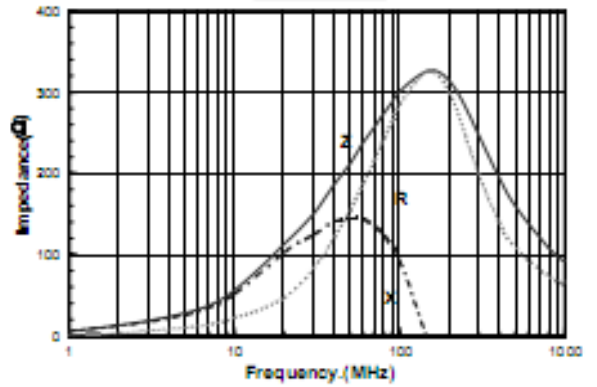
WLCB3216—120Ω



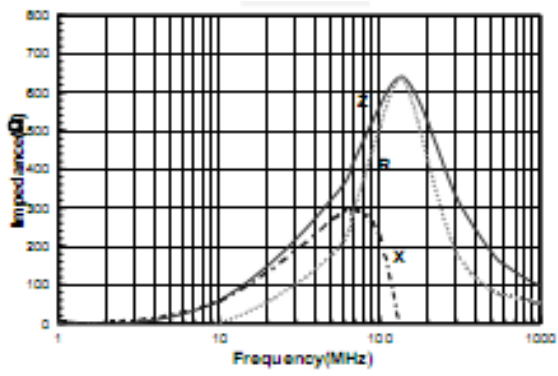
WLCB3216—220Ω



WLCB3216—300Ω



WLCB3216—600Ω



WLCB3216—1000Ω

