

C/A-5880EG 2.3 INCH, 8 X 8 DOT MATRIX DISPLAY (MULTI-COLOR)


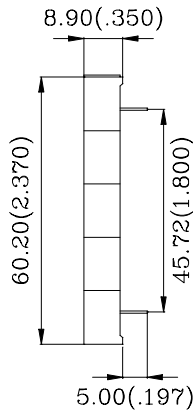
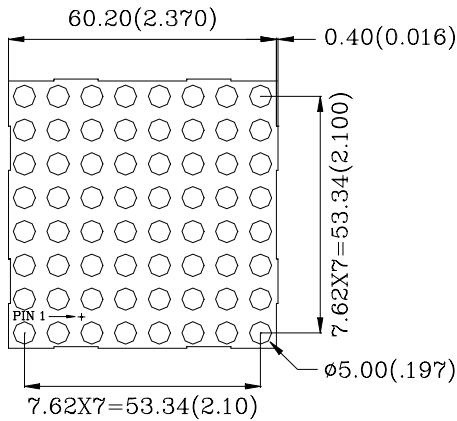
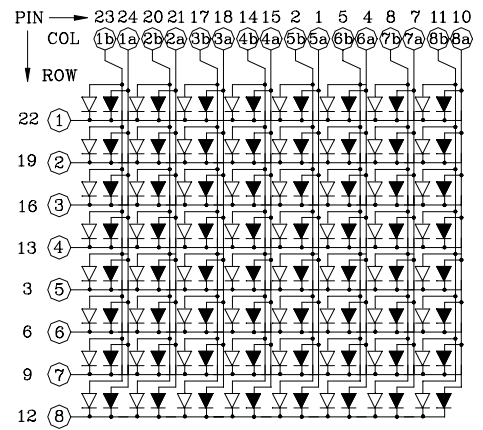
Shape	Part No.		Chip		Wave Length λ_p (nm)	Electro-Optical Characteristics			Fig. No.
	Common Cathode	Common Anode	Raw Material	Emitted Color		Vf(V)20mA		Iv(ucd)10mA	
						Typ.	Max.	Typ.	
	C-5880EG	A-5880EG	GaAsP/GaP	Hi.effi Red	635	2.0	2.8	3600	D100
			GaP	Green	565	2.1	2.8	3400	

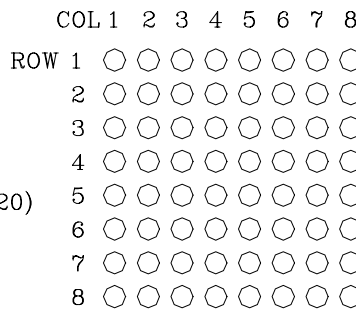
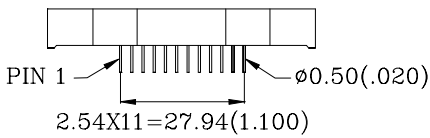

Fig.D100



C-5880EG



A-5880EG



➤ "a" for Red color chip
➤ "b" for Green color chip

1.All dimension are in millimeters (inches).
2.Tolerance is ± 0.25 mm (0.01") unless otherwise specified.

This datasheet has been downloaded from:

www.DatasheetCatalog.com

Datasheets for electronic components.