


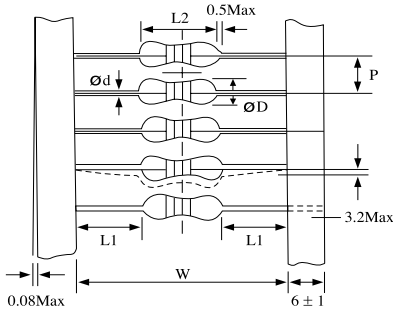
# WNP SERIES

## NON-INDUCTIVE WIRE WOUND RESISTORS



### FEATURES

- Coated with silicone resin of high resistance
- Ceramic rod results in performance levels far superior to general fiberglass core.
- Available to high resistance in miniature size(WNPS 2W, 3W) by automatic winding.
- Coating Color: Green
- Marking: Color Code



### TAPING DIMENSIONS

Unit: mm

Type	W	L1	d	L2	P	D
WNP 1W	64 ± 1.0	26 ± 1.0	0.80	12 ± 1.0	5.0 ± 1.0	4.3 ± 0.7
WNPS 2W	64 ± 1.0	26 ± 1.0	0.80	12 ± 1.0	5.0 ± 1.0	4.3 ± 0.7
WNP 2W	64 ± 1.0	24 ± 1.0	0.80	16 ± 1.0	10.0 ± 1.0	6.0 ± 1.0
WNPS 3W	64 ± 1.0	24 ± 1.0	0.80	16 ± 1.0	10.0 ± 1.0	6.0 ± 1.0

\*Available to WNP on special for 5W, 7W, 10W and 15W.

### SPECIFICATIONS

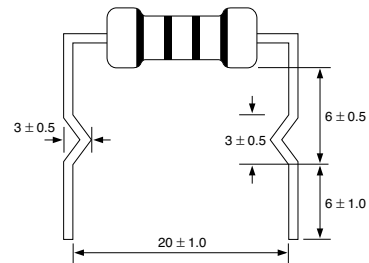
Type	Resistance Range	Operating Temp. Rang
	E-96(±1%), E-24-G(±2%), J(±5%)	
WNP 1W	0.1-1Ω	-40°C ~+155°C
WNPS 2W	0.1-2Ω	
WNP 2W	0.1-2Ω	
WNPS 3W	0.1-2Ω	

### CHARACTERISTICS

Characteristics	Performance
Short Time Over Load	± (1%+0.05Ω)
Dielectric Withstanding Voltage	± (1%+0.05Ω)
Resistance To Soldering Heat	± (1%+0.05Ω)
Moisture Resistance	± (5%+0.05Ω)
Load Life	± (5%+0.05Ω)
Resistance Temp. Coefficient	R = 0.5Ω: ±260ppm/°C R < 0.5Ω: ±400ppm/°C
Inductance	290mH, Intial resistance Value ≥ ±20%

### SELF-STANDING LEAD TYPE

#### M-FORMING TYPE

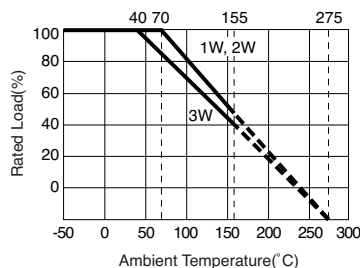


### HOW TO ORDER

WNP	2W	10Ω	J	TB
1	2	3	4	5

1. ABCO Code
2. Power Rating
3. Resistance
4. Tolerance(±1%, ±2%, ±5%)
5. Packing: TB is Tape & Ammo Box

### DERATING CURVE



### SURFACE TEMPERATURE RISE

