

KBP201G THRU KBP207G



GLASS PASSIVATED 2.0 AMP BRIDGE RECTIFIERS



FEATURES

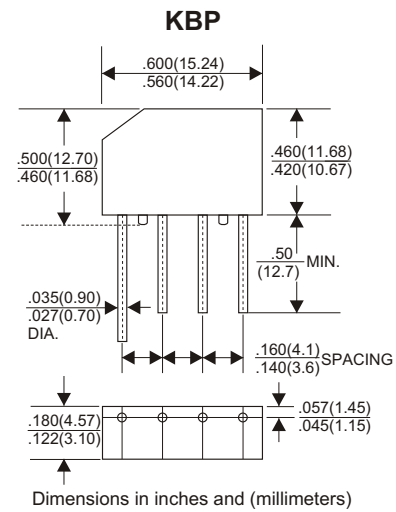
- * Ideal for printed circuit board
- * Low forward voltage
- * Low leakage current
- * Mounting position: Any

VOLTAGE RANGE

50 to 1000 Volts

CURRENT

2.0 Amperes



MAXIMUM RATINGS AND ELECTRICAL CHARACTERISTICS

Rating 25°C ambient temperature unless otherwise specified.
Single phase half wave, 60Hz, resistive or inductive load.
For capacitive load, derate current by 20%.

TYPE NUMBER	KBP 201G	KBP 202G	KBP 203G	KBP 204G	KBP 205G	KBP 206G	KBP 207G	UNITS
Maximum Recurrent Peak Reverse Voltage	50	100	200	400	600	800	1000	V
Maximum RMS Voltage	35	70	140	280	420	560	700	V
Maximum DC Blocking Voltage	50	100	200	400	600	800	1000	V
Maximum Average Forward Rectified Current at T _A =50 °C	2.0							A
Peak Forward Surge Current, 8.3 ms single half sine-wave superimposed on rated load (JEDEC method)	60							A
Maximum Forward Voltage Drop per Bridge Element at 2.0A D.C.	1.1							V
Maximum DC Reverse Current T _A =25 °C	10.0							μA
at Rated DC Blocking Voltage T _A =100 °C	1000							μA
Operating Temperature Range, T _J	-55 — +150							°C
Storage Temperature Range, T _{stg}	-55 — +150							°C

RATING AND CHARACTERISTIC CURVES (KBP201G THRU KBP207G)

FIG.1-TYPICAL FORWARD CURRENT DERATING CURVE

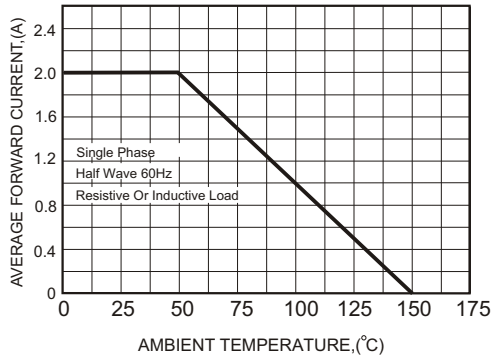


FIG.2-MAXIMUM NON-REPETITIVE FORWARD SURGE CURRENT

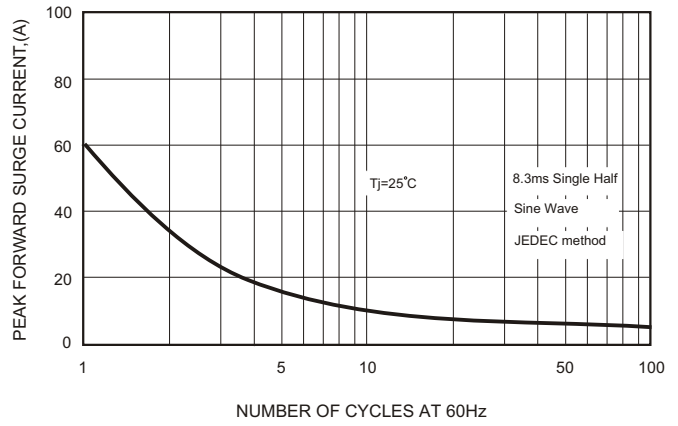


FIG.3-TYPICAL FORWARD CHARACTERISTICS

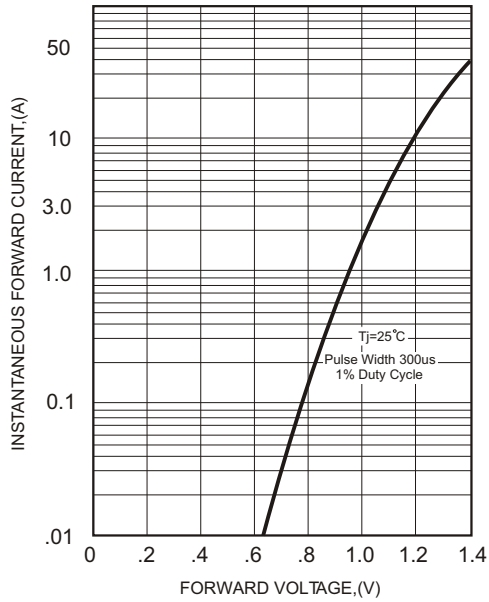


FIG.4-TYPICAL REVERSE CHARACTERISTICS

