

Features and Benefits

- The control circuit and the LED share the only power source.
- Control circuit and RGB chip are integrated in a package of 5050 components, to form a complete addressable pixel.
- Built-in signal reshaping circuit, after wave reshaping to the next driver, ensure wave-form distortion not accumulate.
- Built-in electric reset circuit and power lost reset circuit.
- Each pixel of the three primary color can achieve 256 brightness display, completed 16777216 color full color display, and scan frequency is of 2KHz.
- Cascading port transmission signal by single line.
- Any two point the distance not more than 3m transmission signal without any increase circuit.
- When the refresh rate is 30fps, cascade number are not less than 1024 pixels.
- Send data at speeds of 800Kbps.
- The color of the light is highly consistent, cost-effective..

Applications

- Full-color module, Full color soft lights a lamp strip.
- LED decorative lighting, Indoor/outdoor LED video irregular screen.

General description

WS2812E is a intelligent control LED light source that the control circuit and RGB chip are integrated in a package of 5050 components. It internal include intelligent digital port data latch and signal reshaping amplification drive circuit. Also include a precision internal oscillator and a 12V voltage programmable constant current control part, effectively ensuring the pixel point light color height consistent.

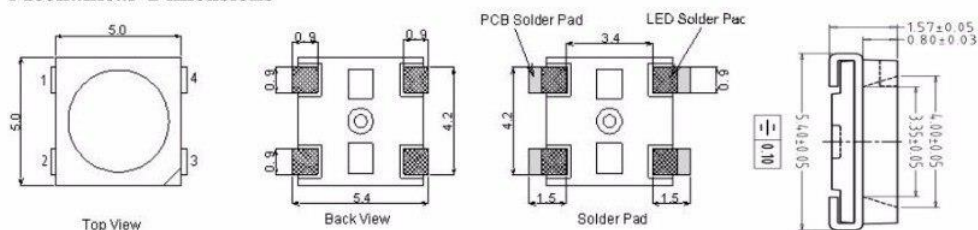
The data transfer protocol use single NZR communication mode. After the pixel power-on reset, the DIN port receive data from controller, the first pixel collect initial 24bit data then sent to the internal data latch, the other data which reshaping by the internal signal reshaping amplification circuit sent to the next cascade pixel through the DO port. After transmission for each pixel, the signal to reduce 24bit. pixel adopt auto reshaping transmit technology, making the pixel cascade number is not limited the signal transmission, only depend on the speed of signal transmission.

RESET time > 280 μ s , it won't cause wrong reset while interruption, it supports the lower frequency and inexpensive MCU.

Refresh Frequency updates to 2KHz, Low Frame Frequency and No Flicker appear in HD Video Camera, it improve excellent display effect.

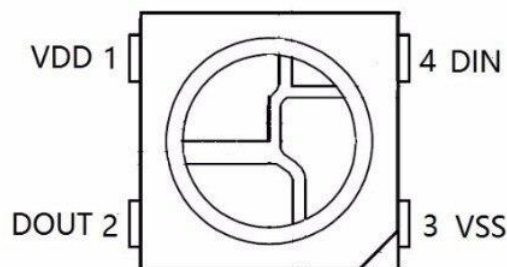
LED with low driving voltage, environmental protection and energy saving, high brightness, scattering angle is large, good consistency, low power, long life and other advantages. The control chip integrated in LED above becoming more simple circuit, small volume, convenient installation.

Mechanical Dimensions



Remarks: Dimension of 5.0*5.4*1.57mm, default Tolerance of 0.05mm.

PIN Configuration



PIN Function

NO.	Symbol	Function description
1	VDD	Power supply LED
2	DOUT	Control data signal output
3	VSS	Ground
4	DIN	Control data signal input

Absolute Maximum Ratings

Parameter	Symbol	Ratings	Unit
Power supply voltage	V _{DD}	+3.7~+5.3	V
Logical Input Voltage	V _I	V _{DD} -0.5~V _{DD} +0.5	V
Operation junction temperature	T _{opt}	-25~+85	°C
Storage temperature range	T _{stg}	-40~+105	°C

Electrical Characteristics (T_A=-20~+70°C, V_{DD}=4.5~5.5V, V_{SS}=0V, unless otherwise specified)

Parameter	Symbol	Conditions	Min	Tpy	Max	Unit
Input current	I _I	V _I =V _{DD} /V _{SS}	—	—	±1	μA
Input voltage level	V _{IH}	D _{IN} , SET	0.7V _{DD}	—	—	V
	V _{IL}	D _{IN} , SET	—	—	0.3 V _{DD}	V
Hysteresis voltage	V _H	D _{IN} , SET	—	0.35	—	V

Switching Characteristics (T_A=-20~+70°C, V_{DD}=4.5~5.5V, V_{SS}=0V, unless otherwise specified)

Parameter	Symbol	Condition	Min	Tpy	Max	Unit
Transmission delay time	t _{PLZ}	CL=15pF, DIN→DO, RL=10KΩ	—	—	300	ns
Fall time	t _{THZ}	CL=300pF, OUTR/OUTG/OUTB	—	—	120	μs
Input capacity	C _I	—	—	—	15	pF

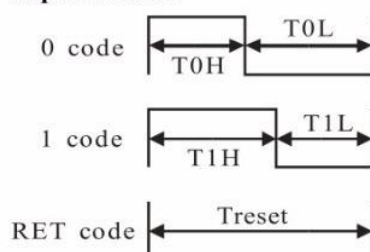
LED Characteristics

	Ref. Value
Quiescent Current	0.7mA
RGB Channel Constant Current	16mA
RED Brightness (Central Value)	480mcd
GREEN Brightness (Central Value)	960mcd
BLUE Brightness (Central Value)	240mcd
WHITE Brightness (Central Value)	1680mcd
RED Wavelength	620-630nm
GREEN Wavelength	520-530nm
BLUE Wavelength	465-475nm

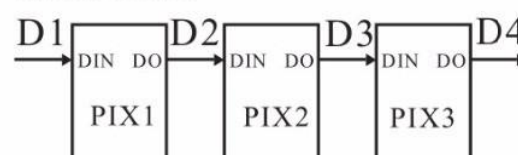
Data Transfer Time

T _{0H}	0 code, high voltage time	220ns~380ns
T _{1H}	1 code, high voltage time	580ns~1.6μs
T _{0L}	0 code, low voltage time	580ns~1.6μs
T _{1L}	1 code, low voltage time	220ns~420ns
RES	Frame unit, low voltage time	>280μs

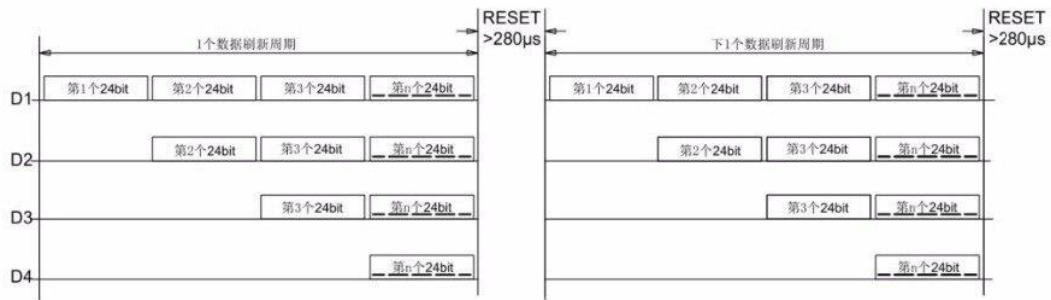
Sequence Chart



Cascade Method



Data Transmission Method



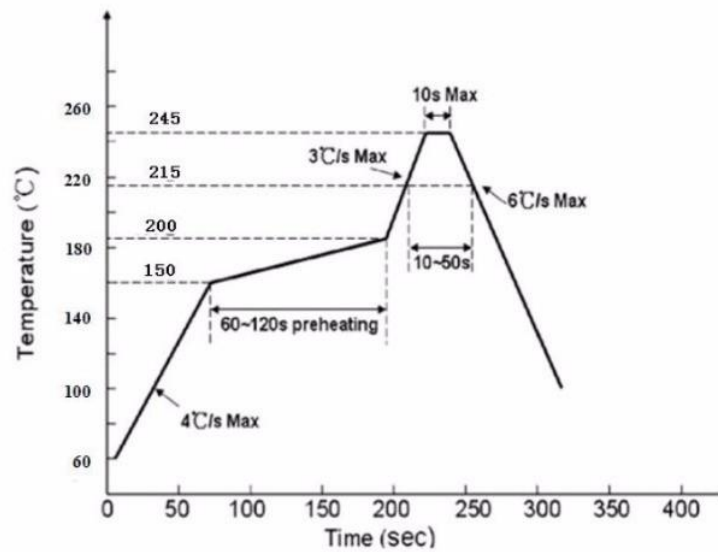
Note: The data of D1 is send by MCU, and D2, D3, D4 through pixel internal reshaping amplification to transmit.

Composition of 24bit Data

G7	G6	G5	G4	G3	G2	G1	G0	R7	R6	R5	R4	R3	R2	R1	R0	B7	B6	B5	B4	B3	B2	B1	B0
----	----	----	----	----	----	----	----	----	----	----	----	----	----	----	----	----	----	----	----	----	----	----	----

Note: Data transmit in order of GRB, high bit data at first.

Leade-free Reflow (SMT Line)



Curve Description	Lead-free Reflow Solder/SMT
The lowest preheat temperature (T _{smin})	150°C
The highest preheat temperature (T _{smax})	200°C
Preheating time (T _{smin} to T _{smax}) (ts)	60-180 S
Average rate of temperature rise (T _{smax} to T _p)	$<3^{\circ}\text{C/S}$
LIQUID REGION temperature (TL)	217°C
LIQUID REGION Holding Time (tL)	60-150 S
Peak Temperature (T _p)	245 °C
High Temperature Region(T _p -5°C) Holding Time (tp)	$<10\text{ S}$
Cooling Rate	$<6^{\circ}\text{C/S}$
Room Temperature to Peak Holding Time	$<6\text{ min}$

◆ Remarks

1. This has to be baked for 48 hours at the baking temperature of 70-75°C before being used.
2. Use up with 2 hours after taking out from oven.
3. Please replace the unused LEDs into oven.

◆ Reflow instruction

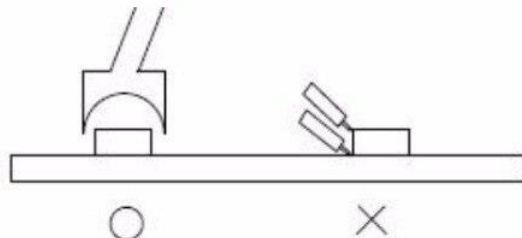
1. No more than two times of reflow.
2. Do not beat the colloid surface when the material is heated.

◆ Manual Soldering instruction

1. Soldering iron's temperature must be under 300°C, and operating time must be less than 3 seconds.
2. It should be done only once for the manual soldering.

◆ Repairing instruction

Normally, it can't be repaired after reflow. You need to use double-ended solder iron and make sure that whether it will do damage to the LEDs' characteristics when repairing is inevitable.



◆ Storing and Transporting

1. Scope of application

Front side up, moisture-proof and waterproof, no extrusion, no collision and no vibration.

2. Storage and its period

- ① Room temperature sealed storage: 20°C~30°C, 40%~60%RH, product is valid for ONE week.
- ② Moisture-proof sealed storage: 20°C~30°C, 25%~60%RH, product is valid for TWO weeks.
- ③ Use up with 2 hours after removing from packages.(Environmental conditions for temperature <30°C, relative humidity<60%)

◆ Dehumidification

We would recommend to do dehumidification if they exceed the valid storage period of products or dampened due to other reasons.

Dehumidification Method: 70°C-75°C/48±2 Hours

◆ Electrostatic Protection

LED is an electrostatic sensitive component, although the LED products are with excellent anti-static ability, they will cause a certain damage by any electrostatic discharge. By taking some electrostatic measures to avoid the damages when using the LEDs, such as wearing anti-static gloves and anti-static bracelet, etc..

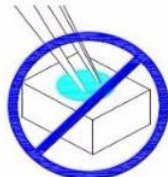
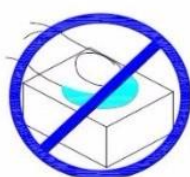
◆ Precautions

Pressing the colloid surface will affect the reliability of LED because the LED is advanced silicone-gel. And therefore precautions should be taken to avoid the strong pressure on the component. It's proper to make the LED be used in safe condition when using a suction nozzle. Silicon packing with soft and elastic, it greatly reduces thermal stresses and unable to bear external mechanical forces. Therefore, preventive measures should be taken in process of manually handling.

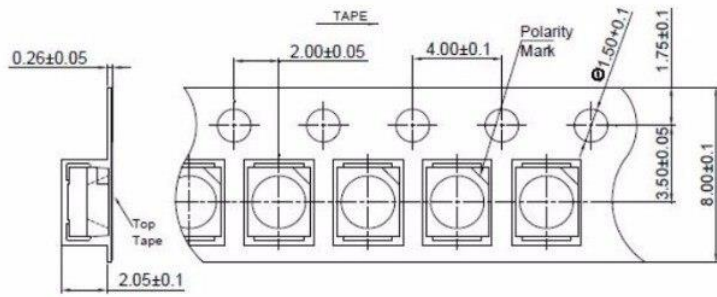
- ① Clip the LED from its side.



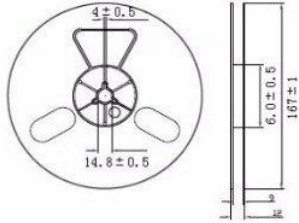
- ② Neither directly touch the gel surface with the hand or sharp instrument, it may damage its internal circuit.



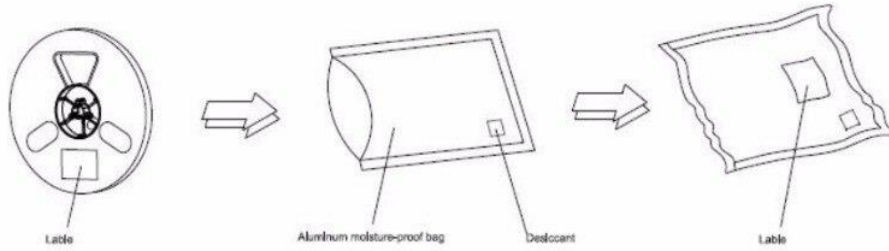
Carrier tape (Unit: mm)



Reel size (Unit: mm)



Moisture-proof bag



Modify Records

Version No	Status Bar	Modify Content Summary	Date	Reviser	Approved
V1.0	N	New	20170523	Shen JinGuo	Yin HuaPing
V1.1	M	Absolute Maximum Ratings	20171009	Shen JinGuo	Yin HuaPing

Remarks: Initial version: V1.0; Version number plus "0.1" after each revision;