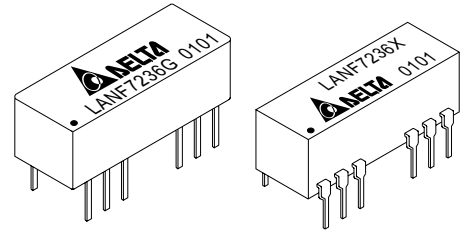




ETHERNET 10BASE-T

LAN FILTER MODULES

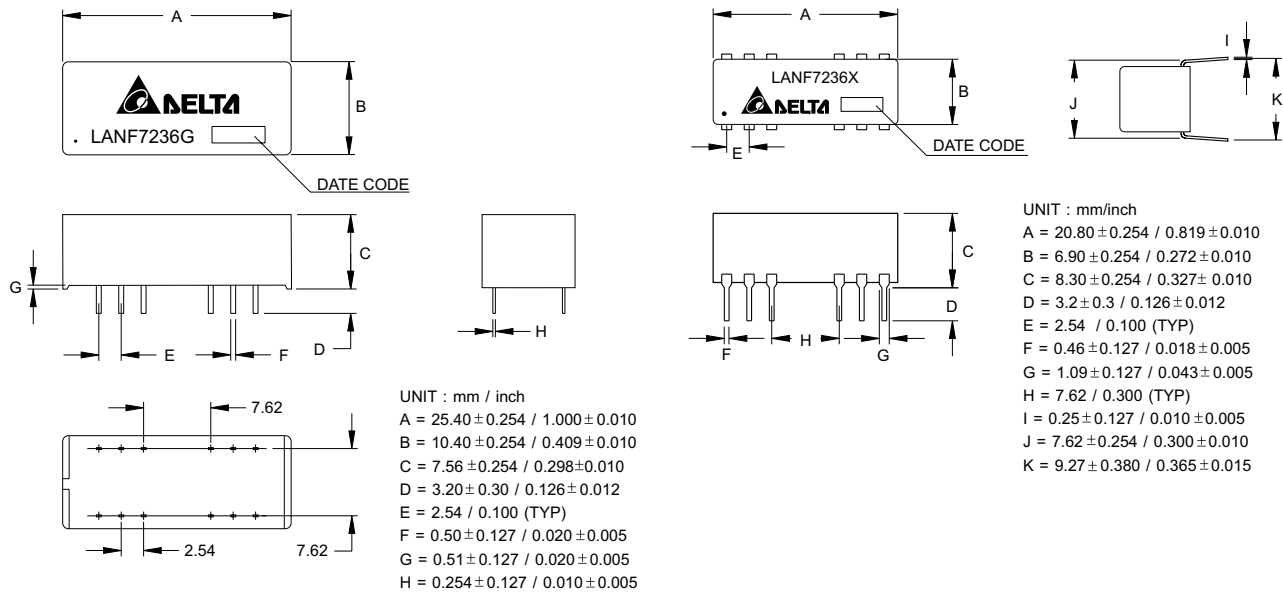
Networking Components



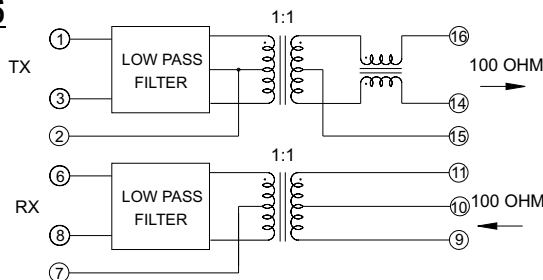
ELECTRICAL CHARACTERISTICS @25°C

Hi-Pot Test @60Sec, 1500Vrms							
Model	Insertion Loss (dB Max)	Attenuation TX (dB Min) RX		Return Loss 5-10MHz (dB Min)		Com. To Com. Mode Rejection TX (dB Min) RX	
LANF7236G	-1.0 (1-10MHz)	-7 (20MHz)	-6 (20MHz)	100 Ohm	98±13 Ohm	-35 (5-10MHz)	-35 (5-10MHz)
LANF7236X		-19 (25MHz)	-14 (25MHz)	-18	-15	-30 (10-50MHz)	-30 (10-50MHz)
		-32 (30MHz)	-20 (30MHz)			-28 (50-100MHz)	-25 (50-100MHz)
		-35 (40MHz)	-26 (35MHz)				
			-31 (40MHz)				

MECHANICAL CONSTRUCTION



SCHEMATICS



DELTA ELECTRONICS, INC.

(TAOYUAN PLANT CPBG) 31-1, SHIEN PAN ROAD, KUEI SAN INDUSTRIAL ZONE, TAOYUAN SHIEN, TAIWAN, R.O.C.
 TEL: 886-3-3626301; FAX: 886-3-3618901
 www.deltaww.com/products/networking/