


# Charger Control Module

Model: XH-M604




## Description:

This product is suitable for 6-60V battery charge control, can be set free to start charging voltage and stop charging voltage! In the EN input charger 660V voltage, in the battery terminal, for example, set 12V start 15V stop when the voltage is less than 12V when the relay is closed to the charger charging voltage to the battery, when the voltage Charging is greater than 15V Relay off to stop charging, can be used in household chargers, solar, wind turbines.

## Specifications:

1. Input Voltage: DC 6-60V (max 80V)
2. Display Accuracy: 0.1V
3. Control Accuracy: 0.1V
4. Output Type: Direct output
5. Voltage Tolerance: +/- 0.1V
6. Application Domains: 6-60V storage battery
7. Size: 81 \* 54 \* 18mm

## Physical Specifications:



Voltage Display Digital Tube

Starting Voltage Set Button


Stop Voltage Set Button

Output Indicator Lamp

## Using Method:

In the context of the voltage value, the start button plays role of Up-adjust action, stop button plays the role of Down-adjust action.

1. **Start Startup Voltage:** In normal display voltage state, press the button to display start charging voltage; long press for 3 s the digital tube flashes; you can start or stop button to set start voltage charging value.
2. **Set Off Voltage:** In normal display voltage state, press the button to display charging voltage stop; long press the button for 3 s the digital tube flashes; you can start or stop button to stop set charge voltage value.
3. **Factory reset:** in power on the state press the start / stop button at the same time, digital tube displays 888; that represents factory reset settings.



*Made in China*